


Cable - FLK 50/4X14/EZ-DR/ 200/KONFEK - 2296715

Please be informed that the data shown in this PDF Document is generated from our Online Catalog. Please find the complete data in the user's documentation. Our General Terms of Use for Downloads are valid (<http://phoenixcontact.com/download>)



Round cable set; connection 1: IDC/FLK socket strip (1x 50-position); connection 2: IDC/FLK socket strip (4x 14-position); cable length: 2 m

Key Commercial Data

Packing unit	1 STK
GTIN	 4 017918 593735
GTIN	4017918593735

Technical data

General

Nominal voltage U_N	< 50 V AC
	60 V DC
Max. current carrying capacity per path	1 A
Max. conductor resistance	0.16 Ω /m
Length of cable	2 m
Single wire, cross section	0.14 mm ²
Single wire, cross section [AWG]	26
Conductor construction: Number of litz wires:	7
Single wire, material	Cu tin-plated
External diameter	6.3 mm
Cable, preassembly	Insulation displacement, IEC 60352-4/DIN EN 60352-4
Shielding	no

Environmental conditions

Ambient temperature (operation)	-20 °C ... 50 °C
Ambient temperature (storage/transport)	-20 °C ... 70 °C
Flame resistance	IEC 60332-1
	DIN VDE 0482 Part 332-1

Cable - FLK 50/4X14/EZ-DR/ 200/KONFEK - 2296715

Technical data

Connector 1

Connection name	Field level
Connection method	IDC/FLK socket strip
Number of connections	4
Number of positions	14
Pitch	2.54 mm

Connector 2

Connection name	Controller level
Connection method	IDC/FLK socket strip
Number of connections	1
Number of positions	50
Pitch	2.54 mm

Supported controller

Controller	SIEMENS S7-400
- suitable I/O card	6ES7 421-1BL01-0AA0
	6ES7 422-1BL00-0AA0
	6ES7 422-7BL00-0AB0
Controller	ALLEN-BRADLEY ControlLogix
- suitable I/O card	1756-IB32
	1756-OB32
Controller	ALLEN-BRADLEY PLC 5
- suitable I/O card	1771 IBN
	1771 OBN
Controller	HONEYWELL Experion PKS C200
- suitable I/O card	TC-IDD 321
	TC-ODD 321
Controller	Schneider Electric Modicon TSX QUANTUM
- suitable I/O card	DDI 353
	DDI 853
	DAI 353
	DAI 453
	DDO 353
Controller	SIEMENS S7-300 / ET 200 M
- suitable I/O card	CPU 313C-2DP
	CPU 314C-2PtP
	6ES7 321-1BL00-0AA0
	6ES7 322-1BL00-0AA0
	6ES7 323-1BL00-0AA0
	6ES7 331-7NF00-0AB0
	6ES7 331-7PF01-0AB0
	6ES7 331-7PF11-0AB0

Cable - FLK 50/4X14/EZ-DR/ 200/KONFEK - 2296715

Technical data

Supported controller

	6ES7 350-2AH01-0AE0
	6ES7 357-4AH01-0AE0
	CPU 314C-2DP
	CPU 313C
	CPU 313C-2PtP

Color code

Connector 1 = connector 2 (optional) = wire color	IDC/FLK50 (1) = IDC/FLK14-1 (9) = gray
	IDC/FLK50 (2) = IDC/FLK14-1 (11) = white-black
	IDC/FLK50 (3) = IDC/FLK14-1 (1) = black
	IDC/FLK50 (4) = IDC/FLK14-1 (2) = brown
	IDC/FLK50 (5) = IDC/FLK14-1 (3) = red
	IDC/FLK50 (6) = IDC/FLK14-1 (4) = orange
	IDC/FLK50 (7) = IDC/FLK14-1 (5) = yellow
	IDC/FLK50 (8) = IDC/FLK14-1 (6) = green
	IDC/FLK50 (9) = IDC/FLK14-1 (7) = blue
	IDC/FLK50 (10) = IDC/FLK14-1 (8) = violet
	IDC/FLK50 (11) = IDC/FLK14-1 (10) = white
	IDC/FLK50 (12) = IDC/FLK14-1 (12) = white-brown
	IDC/FLK50 (13) = IDC/FLK14-2 (9) = gray
	IDC/FLK50 (14) = IDC/FLK14-2 (11) = white-black
	IDC/FLK50 (15) = IDC/FLK14-2 (1) = black
	IDC/FLK50 (16) = IDC/FLK14-2 (2) = brown
	IDC/FLK50 (17) = IDC/FLK14-2 (3) = red
	IDC/FLK50 (18) = IDC/FLK14-2 (4) = orange
	IDC/FLK50 (19) = IDC/FLK14-2 (5) = yellow
	IDC/FLK50 (20) = IDC/FLK14-2 (6) = green
	IDC/FLK50 (21) = IDC/FLK14-2 (7) = blue
	IDC/FLK50 (22) = IDC/FLK14-2 (8) = violet
	IDC/FLK50 (23) = IDC/FLK14-2 (10) = white
	IDC/FLK50 (24) = IDC/FLK14-2 (12) = white-brown
	IDC/FLK50 (25) = IDC/FLK14-3 (9) = gray
	IDC/FLK50 (26) = IDC/FLK14-3 (11) = white-black
	IDC/FLK50 (27) = IDC/FLK14-3 (1) = black
	IDC/FLK50 (28) = IDC/FLK14-3 (2) = brown
	IDC/FLK50 (29) = IDC/FLK14-3 (3) = red
	IDC/FLK50 (30) = IDC/FLK14-3 (4) = orange
	IDC/FLK50 (31) = IDC/FLK14-3 (5) = yellow
	IDC/FLK50 (32) = IDC/FLK14-3 (6) = green
	IDC/FLK50 (33) = IDC/FLK14-3 (7) = blue
	IDC/FLK50 (34) = IDC/FLK14-3 (8) = violet

Cable - FLK 50/4X14/EZ-DR/ 200/KONFEK - 2296715

Technical data

Color code

	IDC/FLK50 (35) = IDC/FLK14-3 (10) = white
	IDC/FLK50 (36) = IDC/FLK14-3 (12) = white-brown
	IDC/FLK50 (37) = IDC/FLK14-4 (9) = gray
	IDC/FLK50 (38) = IDC/FLK14-4 (11) = white-black
	IDC/FLK50 (39) = IDC/FLK14-4 (1) = black
	IDC/FLK50 (40) = IDC/FLK14-4 (2) = brown
	IDC/FLK50 (41) = IDC/FLK14-4 (3) = red
	IDC/FLK50 (42) = IDC/FLK14-4 (4) = orange
	IDC/FLK50 (43) = IDC/FLK14-4 (5) = yellow
	IDC/FLK50 (44) = IDC/FLK14-4 (6) = green
	IDC/FLK50 (45) = IDC/FLK14-4 (7) = blue
	IDC/FLK50 (46) = IDC/FLK14-4 (8) = violet
	IDC/FLK50 (47) = IDC/FLK14-4 (10) = white
	IDC/FLK50 (48) = IDC/FLK14-4 (12) = white-brown

Standards and Regulations

Flame resistance	IEC 60332-1
	DIN VDE 0482 Part 332-1
Connection in acc. with standard	CUL

Environmental Product Compliance

China RoHS	Environmentally Friendly Use Period = 50
	For details about hazardous substances go to tab "Downloads", Category "Manufacturer's declaration"

Approvals


Approvals

Approvals

EAC / UL Listed / cUL Listed / cULus Listed


Ex Approvals


Approval details

EAC		RU C- DE.A*30.B00767
-----	---	-------------------------

Cable - FLK 50/4X14/EZ-DR/ 200/KONFEK - 2296715

Approvals

UL Listed		http://database.ul.com/cgi-bin/XYV/template/LISEXT/1FRAME/index.htm	FILE E 238705
Nominal voltage UN		125 V	
Nominal current IN		1 A	

cUL Listed		http://database.ul.com/cgi-bin/XYV/template/LISEXT/1FRAME/index.htm	FILE E 238705
Nominal voltage UN		125 V	
Nominal current IN		1 A	

cULus Listed			
--------------	--	--	--

Phoenix Contact 2018 © - all rights reserved
<http://www.phoenixcontact.com>

PHOENIX CONTACT GmbH & Co. KG
Flachsmarktstr. 8
32825 Blomberg
Germany
Tel. +49 5235 300
Fax +49 5235 3 41200
<http://www.phoenixcontact.com>