

Product Standards

Rating	Operating temperature range	-25°C ~ 85°C	Storage temperature range	-25°C ~ 85°C
Item		Test Method (JIS C 5961)	Standard	
Optical Performance	Reflection attenuation	(SM)	1,300nm wavelength	22 dB or greater (PC), 40 dB (AdPC), 60 dB (Angled PC)
		(GI)		22 dB or greater (PC)
	Attenuation	(S grade)		Nominal value ±1.0 dB
		(A grade)		Nominal value ±1.5 dB
Mechanical performance	Coupling force and separation force (SC type)	Measure when connectors are coupled and separated in the direction of the axis.	Coupling force 19.6 N or less Separation force 19.6 N or less	
	Split sleeve holding force of the adapter	φ2.499 ±0.0005-mm zirconia gauge	Phosphor bronze 2 to 5.9 N Zirconia @2 to 3.9 N	
	Repetitive operation	500 times	1) The standard for attenuation after test must be satisfied. 2) No damage, cracks, or part looseness	
	Vibration resistance	Vibration range of 10 to 55 Hz, in 3 directions, 3 hours each		
	Shock resistance	Acceleration of 981 m/s ² , in both directions along 3 axes, 3 times each (Total of 18 times)		
Humidity resistance (Temperature and humidity cycle)	Temperature -10°C to 65°C, humidity 90 to 96% 10 cycles			
Environmental performance	Temperature cycle	Temperature -25°C to 70°C 100 cycles	No conspicuous corrosion	
	Heat resistance	Leave for 500 hours at a temperature of 85°C		
	Cold resistance	Leave for 500 hours at a temperature of -25°C		
	Salt fog	Left in a 5% concentration of salt fog for 48 hours		

Materials

HRFC Plug Type

Part Name	Material	Notes
Coupling	Copper alloy	NTT FC corresponding item
Housing	Stainless steel	
Ferrule	Zirconia	
Split sleeve	Zirconia, copper alloy	

HRFC Plug Type

Part Name	Material	Notes
Housing	Polybutylene terephthalate	NTT FC corresponding item
Ferrule	Zirconia	
Split sleeve	Zirconia, copper alloy	

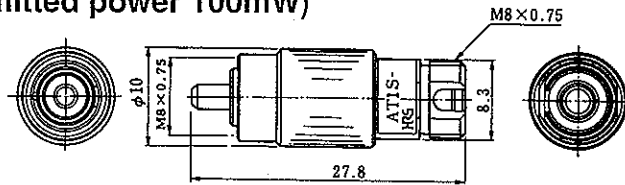
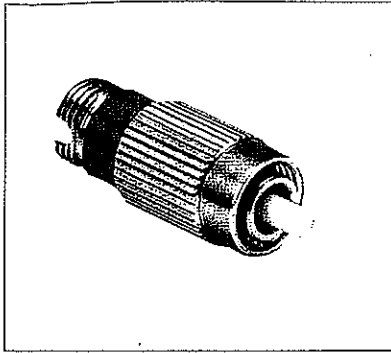
Structure of the Product Number

HSC - AT 1 S - A 03 S

① ② ③ ④ ⑤ ⑥ ⑦

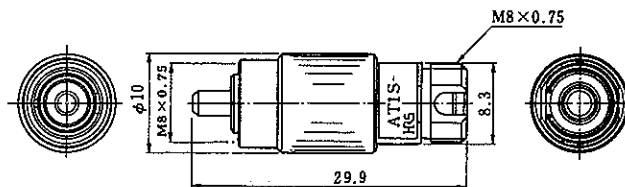
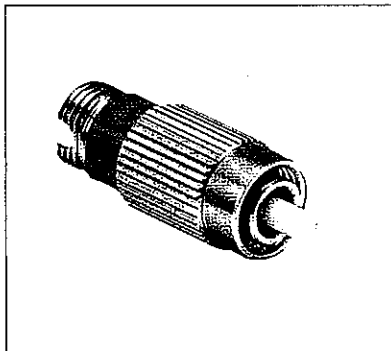
① Series name: H S C...Applicable to JIS C 5973 (F04) HRFC...Applicable to JIS C 5970 (F01)	⑤ Attenuation : 02..... 2dB 03..... 3dB 05..... 5dB 07..... 7dB 10.....10dB 15.....15dB 20.....20dB 25.....25dB 30.....30dB
② Indicates an attenuator.	⑦ Attenuation tolerance : S.....±1dB A.....±1.5dB B.....±2dB
③ Specification : 1...Split sleeve made of copper alloy 4...Split sleeve made of zirconia 5...Copper alloy sleeve, cost effective type 8...Zirconia sleeve, cost effective type	
④ Polishing : S...PC polishing (≥22 dB) K...AdPC polishing (≥40 dB) TS...angled physical contact polishing (≥60 dB)	
⑤ Optical fiber : A...SM-9.5/125 B...GI-50/125 B...Doped fiber	

●FC-type Attenuators (maximum permitted power 100mW)



HRS No.	Product Number	Attenuation	Polishing form	Split Sleeve Specification	Reflection Attenuation	Notes		
820-0063-0	HRFC-AT1S-B05A	5dB	PC	≧22	10	GI-50/125		
820-0064-3	HRFC-AT1S-B10A	10dB						
820-0065-6	HRFC-AT1S-B15A	15dB						
820-0066-9	HRFC-AT1S-B20A	20dB						
820-0058-0	HRFC-AT1S-A05A	5dB				AdPC	≧40	SM-9.5/125
820-0060-2	HRFC-AT1S-A10A	10dB						
820-0061-5	HRFC-AT1S-A15A	15dB						
820-0062-8	HRFC-AT1S-A20A	20dB						
820-0067-1	HRFC-AT1K-A05A	5dB						
820-0068-4	HRFC-AT1K-A10A	10dB						
820-0069-7	HRFC-AT1K-A15A	15dB						
820-0070-6	HRFC-AT1K-A20A	20dB						

●VA-type FC-type Attenuators (maximum permitted power 10mW)



HRS No.	Product Number	Attenuation	Split Sleeve Specification	Reflection Attenuation	Notes
CL820-5000-8	HRFC-AT5S-A05A	5dB	Copper alloy	≧22dB	SM-9.5/125
CL820-5001-0	HRFC-AT5S-A10A	10dB			
CL820-5002-3	HRFC-AT5S-A15A	15dB			
CL820-5003-6	HRFC-AT5S-A20A	20dB			
CL820-5004-9	HRFC-AT5K-A05S	5dB			
CL820-5005-1	HRFC-AT5K-A10S	10dB			
CL820-5006-4	HRFC-AT5K-A15S	15dB		≧40dB	
CL820-5007-7	HRFC-AT5K-A20S	20dB			
CL820-5008-0	HRFC-AT5K-A05A	5dB			
CL820-5009-2	HRFC-AT5K-A10A	10dB			
CL820-5010-1	HRFC-AT5K-A15A	15dB			
CL820-5011-4	HRFC-AT5K-A20A	20dB			