

4

3

2

1

THIS DRAWING IS UNPUBLISHED.

RELEASED FOR PUBLICATION

20

© COPYRIGHT 20

BY -

ALL RIGHTS RESERVED.

LOC

DIST

REVISIONS

DS

-

P

LTR

DESCRIPTION

DATE

DWN

APVD

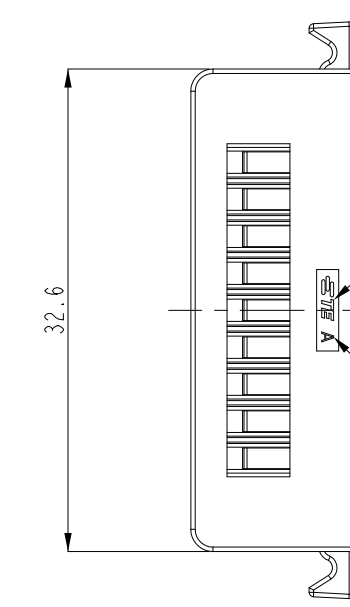
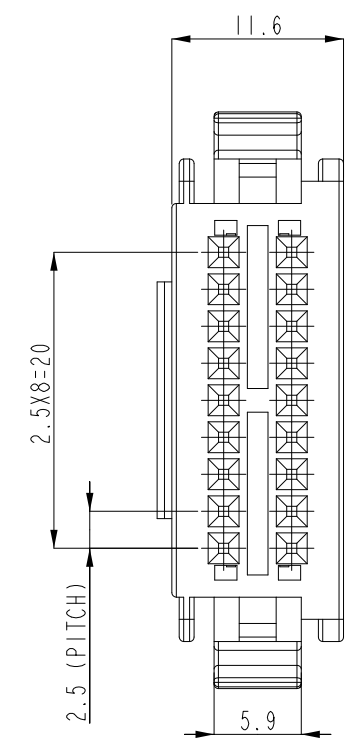
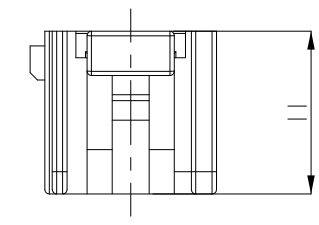
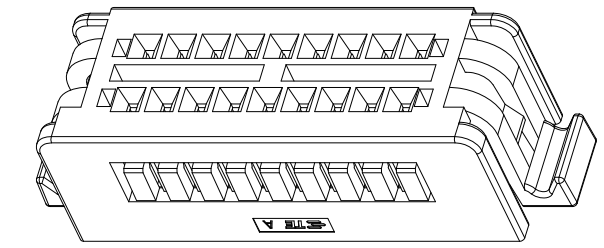
C

REVISED PER ECR-15-012438

8.OCT'15

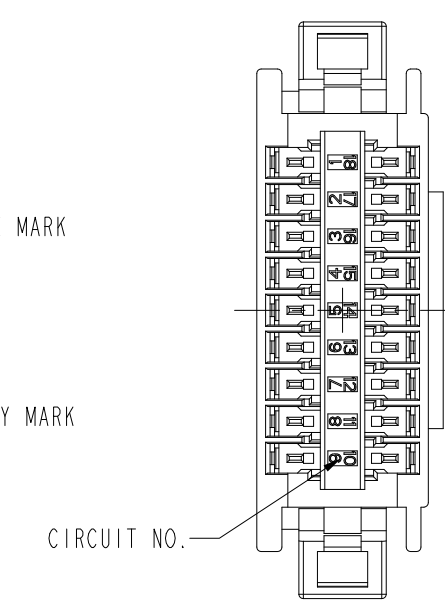
SE

BW

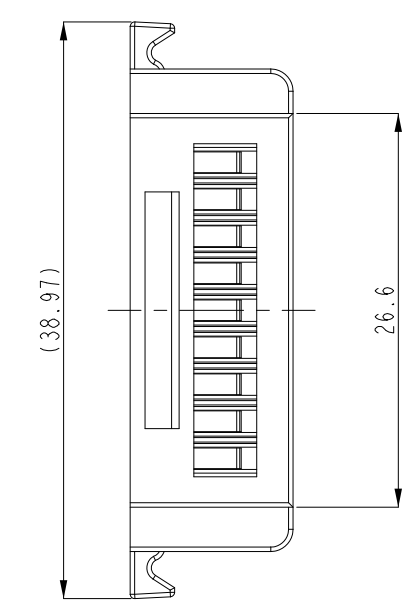


TRADE MARK

CAVITY MARK



CIRCUIT NO.



NOTE

- 1. GENERAL TOLERANCES: ±0.25
- 2. MATING HSG P/N: 2108505-1
- 3. APPLIED CONTACT P/N: 917683-X, 917684-X
- 4. MATERIAL: PA66 (UL94V-0)

2108504-1	NAT	18
P/N	COLOR	POS

THIS DRAWING IS A CONTROLLED DOCUMENT.		DWN	-	 TE Connectivity	
DIMENSIONS: mm		CHK	-		
TOLERANCES UNLESS OTHERWISE SPECIFIED:		APVD	-		
0 PLC ±- 1 PLC ±0.5 2 PLC ±0.13 3 PLC ±0.013 4 PLC ±0.0001 ANGLES ±-		NAME	2.5 SDL 18P PLUG HSG 2ROW TYPE		
MATERIAL SEE NOTE		FINISH	-	PRODUCT SPEC	108-61163
				APPLICATION SPEC	114-5203
				WEIGHT	-
				SIZE	A3
				CAGE CODE	00779
				DRAWING NO	2108504
				RESTRICTED TO	-
				SCALE	2:1
				SHEET	1 OF 1
				REV	C
				CUSTOMER DRAWING	