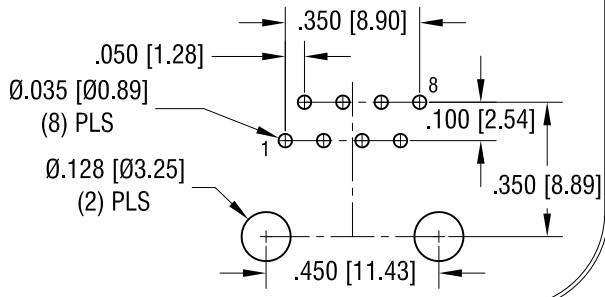
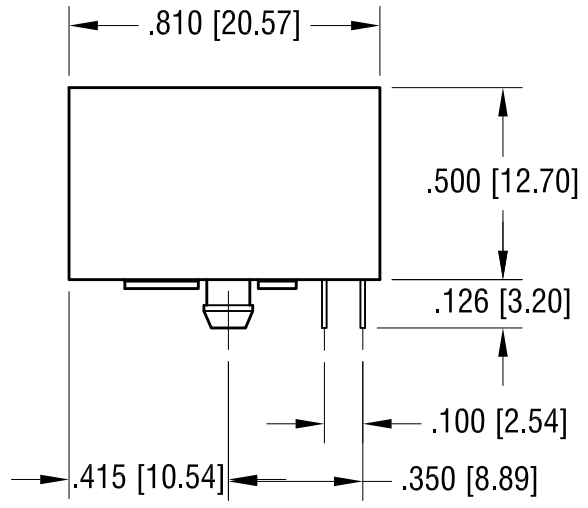
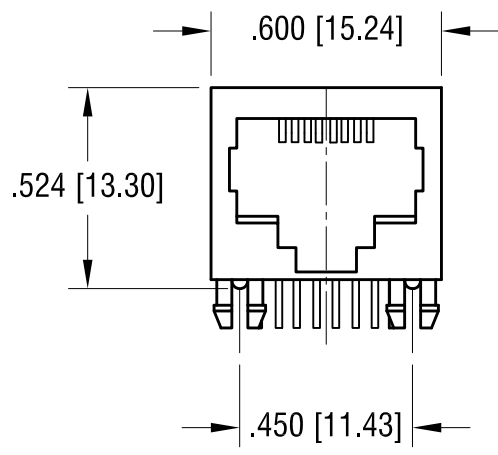
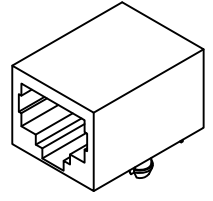


THIS DOCUMENT IS THE PROPERTY OF
KEYSTONE ELECTRONICS CORP. AND
SHALL NOT BE REPRODUCED, DISTRIBUTED
OR USED AS A BASIS FOR MANUFACTURE
WITHOUT PRIOR WRITTEN PERMISSION
FROM KEYSTONE ELECTRONICS CORP.

PCB LAYOUT



ACTUAL SIZE



NOTE:

1. PLASTIC HOUSING:
MAT'L- HIGH TEMP. THERMOPLASTIC
RATED UL 94V-0, COLOR- BLACK
2. CONTACT: MAT'L PHOSPHOR BRONZE
FINISH- GOLD PLATE, OVER NICKEL ON CONTACT
TIN, OVER COPPER ON SOLDER TAILS
3. DIELECTRIC WITHSTANDING VOLTAGE:
1000 VAC FOR 1 MIN.
4. STORAGE TEMPERATURE:
-40°F (-40°C) TO +176°F (+85°C)
OPERATION TEMPERATURE:
-4°F (-20°C) TO 167°F (+75°C)

5. VOLTAGE RATING: 125 VAC Rms.
CURRENT RATING- 1.5 Amps
CONTACT RESISTANCE- 40 mΩ MAX.
INSULATION RESISTANCE- 1000 MΩ MIN. @500 VDC
DIELECTRIC STRENGTH: 1000 VAC Rms 60Hz. 1Min.

KEYSTONE ELECTRONICS CORP.			
www.keyelco.com • ASTORIA, N.Y. 11105-2017 • Tel (718) 956-8900			
PART NAME		MODULAR KEYSTONE JACK, 8P8C	
MATERIAL		AS NOTED	
FINISH	AS NOTED	DRN BY	NT
		DATE	4.13.15
		APP'D	LN
		SCALE	2X
TOLERANCES	INCH [MM]	CODE	DWG NO.
DECIMAL	± .005 [± 0.13]	C	948
ANGULAR	± 1°		
UNLESS OTHERWISE SPECIFIED			

DATE	DESCRIPTION	REV.	
------	-------------	------	--