


PT 2-PE/S- 60AC-ST


Order No.: 2839321

The illustration shows version PT 2-PE/S-230 AC-ST

<http://eshop.phoenixcontact.de/phoenix/treeViewClick.do?UID=2839321>

Protective plug PT with surge voltage equipment protection for power supply units, visual fault warning. Nominal voltage: 60 V AC



Commercial data	
GTIN (EAN)	 4 017918 182526
sales group	J030
Pack	10 pcs.
Customs tariff	85363030
Catalog page information	Page 47 (TT-2009)

Product notes

WEEE/RoHS-compliant since:
06/06/2006



<http://www.download.phoenixcontact.com>
Please note that the data given here has been taken from the online catalog. For comprehensive information and data, please refer to the user documentation. The General Terms and Conditions of Use apply to Internet downloads.

Technical data

Standards

Housing material	PA 6.6
Inflammability class acc. to UL 94	V0
Color	black

Standards for air and creepage distances	DIN VDE 0110-1
	IEC 60664-1: 1992-10
Degree of protection	IP20
Design	DIN rail module, two-section, divisible
Mounting type	On base element
Number of positions	2
Ambient temperature (operation)	-40 °C ... 85 °C
Arrester can be tested with CHECKMASTER from software version:	From SW rev. 1.00
Direction of action	1L-N & N-PE
Width	17.70 mm
Height	52.00 mm
Length	45.00 mm
Pitch unit	1 Div.

Protective circuit

IEC category	III
	T3
EN type	T3
Nominal voltage U_N	60 V AC
Arrester rated voltage U_C	100 V AC
	95 V DC
Nominal frequency f_N	50 Hz
	60 Hz
Nominal current I_N	26 A (30°C)
Operating effective current I_C at U_C	≤ 1.5 mA
Ground conductor current I_{PE}	≤ 1.5 μ A
Nominal discharge surge current I_n (8/20) μ s	2.5 kA
Combined surge U_{OC}	4 kV
Protection level U_P (L-N)	≤ 400 V
Protection level U_P (L-PE)	≤ 700 V
Protection level U_P (N-PE)	≤ 700 V
Residual voltage at I_n , (L-N)	≤ 420 V
Residual voltage at I_n , (L-PE)	≤ 250 V
Residual voltage at I_n , (N-PE)	≤ 250 V
Response time t_A (L-N)	≤ 25 ns

Response time tA (L-PE)	≤ 100 ns
Response time tA (N-PE)	≤ 100 ns
Max. required back-up fuse	25 A (gL)
	25 A (MCB 25 A B/C)
Short-circuit resistance I _p with max. backup fuse (effective)	1.5 kA
Message: Surge protection fault	Optical

Certificates / Approvals



Certification CB, CCA, CUL, GOST, KEMA, OEVE, UL

Certification Ex: CUL-EX, UL-EX

Accessories

Item	Designation	Description
Marking		
0811228	X-PEN 0,35	Marker pen without ink cartridge, for manual labeling of markers, labeling extremely wipe-proof, line thickness 0.35 mm
0814717	ZBF 15:SO/CMS	Zack strip, flat, 10-section, divisible, special printing, marking according to customer requirements
0808671	ZBF 5,LGS:FORTL.ZAHLEN	Zack marker strip, flat, printed horizontally: 10-section, with the numbers 1 - 10, 11 - 20, and so on up to 491 - 500, color: white
0810821	ZBF 5,LGS:GERADE ZAHLEN	Zack marker strip, flat, printed horizontally: 10-section, with even numbers, printed with the numbers: 2-20, 22-40, etc. up to 82-100
0810863	ZBF 5,LGS:UNGERADE ZAHLEN	Zack strip, flat, printed horizontally: 10-section, with odd numbers, printed with the numbers: 1-19, 21-39 etc. up to 81-99
0808697	ZBF 5,QR:FORTL.ZAHLEN	Zack marker strip, flat, printed vertically: 10-section, with the numbers 1 - 10, 11 - 20, and so on up to 91 - 100, color: white
0808668	ZBF 5/WH-100:UNBEDRUCKT	Zack strip, flat, unprinted: 10-section, for individual labeling with M-PEN or ZBF-T, large batch, sufficient for labeling 1000 terminal blocks, color: white
0808642	ZBF 5:UNBEDRUCKT	Zack strip, flat, unprinted: 10-section, for individual labeling with M-PEN or ZBF-T, sufficient for 100 terminal blocks, color: white

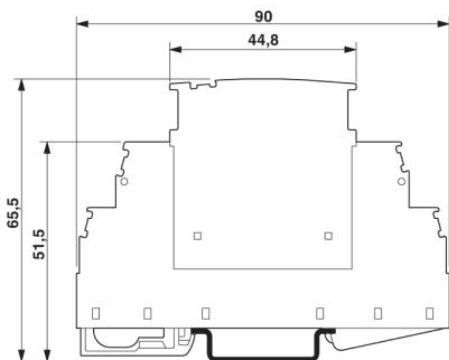
0800763	ZBN 18:SO/CMS	Marker labels, 5-section, special printing, labeled according to customer requirements (Please specify the required marking with order), for terminal width: 17.5 mm, color: White
2809128	ZBN 18:UNBEDRUCKT	Unprinted marker labels, strips with 5 labels for individual labeling with M-PEN or CMS system, for terminal block width: 17.5 mm, color: White

Additional products

Item	Designation	Description
General		
2839282	PT-BE/FM	Base element for protective plug PT, for mounting on NS 35/7.5 and NS 35/15, housing width: 17.5 mm

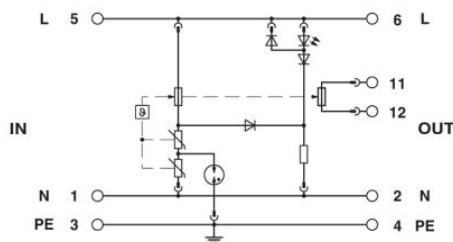
Diagrams/Drawings

Dimensioned drawing



The figure shows the complete module consisting of a base element and connector

Circuit diagram



Address

PHOENIX CONTACT Deutschland GmbH
Flachmarktstr. 8
32825 Blomberg, Germany
Phone +49 5235 3 12000
Fax +49 5235 3 41200
<http://www.phoenixcontact.de>



© 2010 Phoenix Contact
Technical modifications reserved;