

REVISION A 02/03/94 TS
REVISION B REVISED PIN NUMBERS 06/06/95 TS
REVISION C ADDED RoHS 12/09/05 MP

TELECOMMUNICATION COUPLING MINIATURE ENCAPSULATED TRANSFORMER DESIGNED TO OPERATE 50mW MAX IN PRIMARY AND REFLECT A PRIMARY SOURCE IMPEDANCE OF APPROXIMATELY 600Ω WITH 600Ω CT, 150Ω SPLIT LOAD ON SECONDARY.

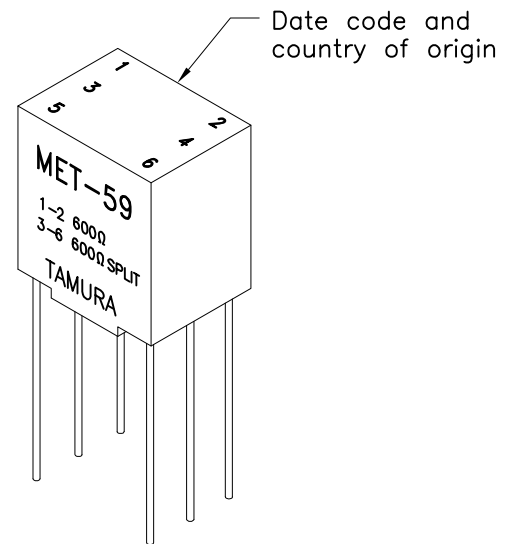
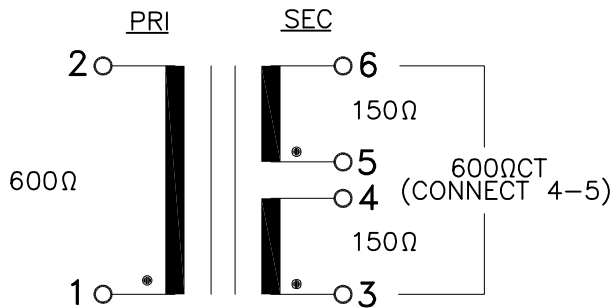
A. Electrical Specifications (@ 20 ° C)

- Pri Source Impedance; 600Ω
- Sec Load Impedance; 600Ω CT, 150Ω SPLIT
- Pri DC Current; 3 mA MAX
- Operating Level; 50 mW MAX @ 300 Hz
- Frequency Response (relative to 1 KHz); ±2.0 dB, @ 300 Hz to 100 KHz
- Longitudinal Balance; 60 dB MIN @ 1 KHz
- DC Resistance;
 - (1-2) 70Ω ±20%
 - (3-6) 95Ω ±20%
- Turns Ratio; (1-2) : (3-4) : (5-6) = 2 : 1.00 : 1.00 ±2%
- Dielectric Strength;
 - 1000 Vrms 0.5 minute @ Pri - Sec

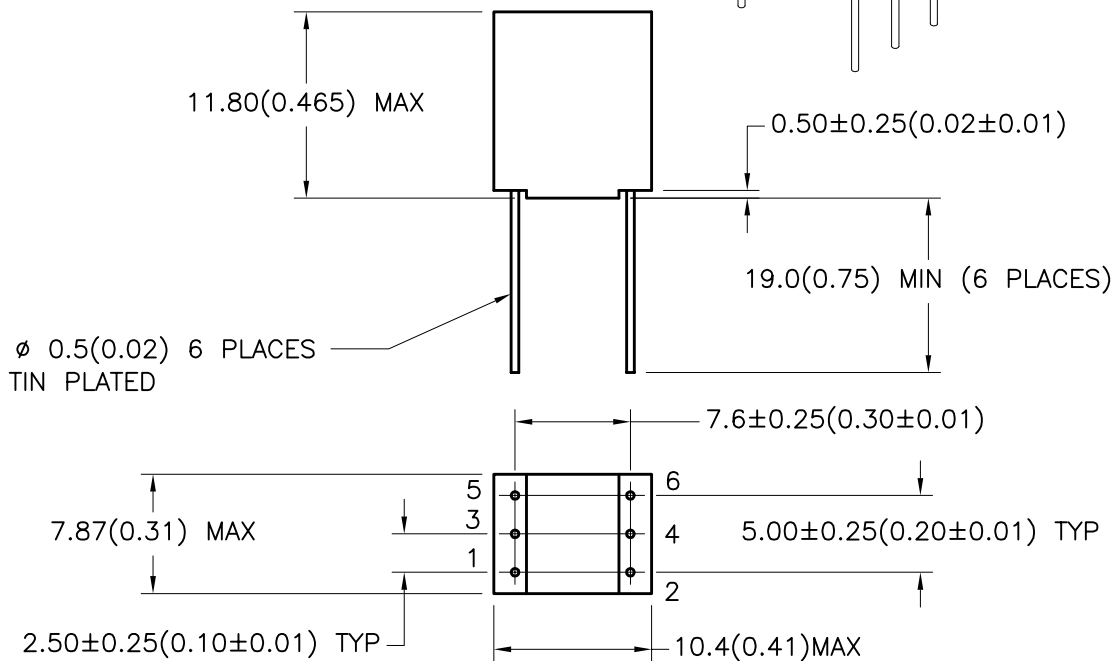


B. Marking; MET-59, TAMURA, Primary and Secondary Impedance, pin numbers, date code and country of origin.

C. Schematic Diagram



D. Mechanical Specifications



TOLERANCES (mm)	
≤ 4	± 0.2
4 ≤ 20	± 0.3
20 ≤ 50	± 0.4

PREPARED BY:
K. BRENNAN

ENGINEER: M. PITCHAI	DWG CONTROL NO. P-A1-10255 ACAD\MET\A1102551.DWG	REV C	AUDIO COUPLING MINIATURE ENCAPSULATED TRANSFORMER	MET-59
QUALITY CONTROL: T. CLEM	CONTENTS OF THIS DRAWING ARE SUBJECT TO CHANGE WITHOUT PRIOR NOTICE			MODEL SPECIFICATION
APPROVED: Y. SEKIGUCHI	PROPRIETARY NOTICE: THIS DRAWING PRINT OR DOCUMENT AND SUBJECT MATTER DISCLOSED HEREIN ARE PROPRIETARY ITEMS TO WHICH TAMURA RETAINS THE EXCLUSIVE RIGHT OF DISSEMINATION, REPRODUCTION, MANUFACTURE AND SALE. THIS DRAWING, PRINT OR DOCUMENT IS SUBMITTED IN CONFIDENCE FOR CONSIDERATION BY THE RECIPIENT ALONE UNLESS PERMISSION FOR FURTHER DISCLOSURE IS EXPRESSLY GRANTED IN WRITING.			DIM: mm(In) SCL: 2/1 SH: 1 OF 1