



SD2-120 Step-Dimming Module

Bi-Level dimming control module,
For use with 0-10V dimmable LED Drivers

Rev 8-8-2017

Intelligent Device
ECOSYSTEM
dynamic

Electrical Specifications

Input Voltage Range:	120 Vac Nom. (100-132 V Min/Max)
Frequency:	50/60 Hz Nom. (47-63 Hz Min/Max)
Max Pass Current:	1.0A @ 120Vac Input
Max LED Driver Power:	100W
Max Insertion Loss:	<1.5W @ 100W LED Driver
Class 2 Control Output:	0-10V (Current Sinking only, 50mA max)
Warranty:	5 years

Environmental Specifications

Storage Temperature:	-40°C to +85°C
Max Case Temp:	75°C
Min Operating Temp:	-40°C
Humidity:	5% to 95%
Lifetime:	1,000,000 Switching Cycles



IP66



The SD2 works with two standard wall switches to provide quick switching between 100% and 50% light output from LED luminaires.

- Works with 0-10V dimmable LED drivers
- Eliminates need for expensive dimmer unit
- Works with occupancy sensors
- Class 2 Output

SD2-120 Step-Dimming Operation

Switch Position		Driver Current Output
S1	S2	
Closed	Closed	100%
Closed	Open	<50%
Open	Closed	<50%
Open	Open	0%

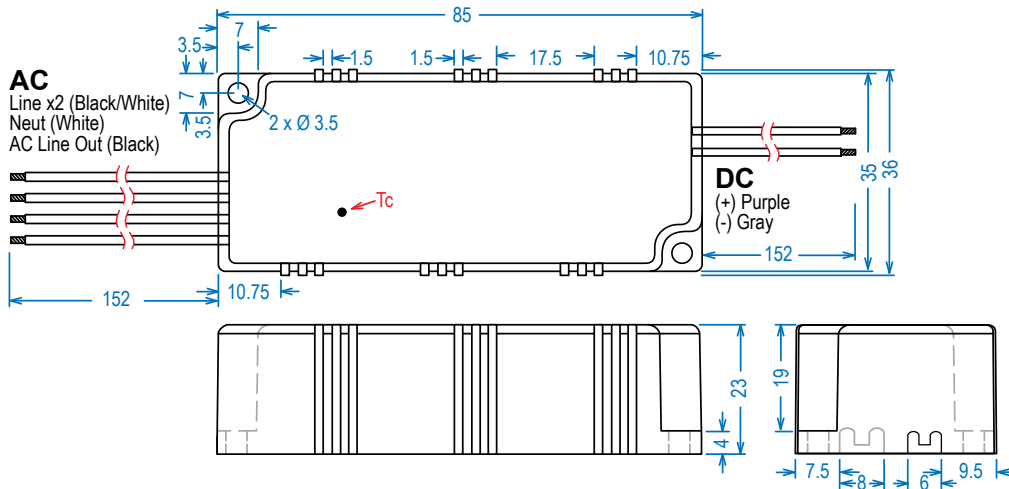
Contact TRP for custom output variants!

NOTES:

1. Compatibility with 0-10V dimmable drivers manufactured by companies other than Thomas Research Products cannot be assured. Please contact your sales representative for a list of compatible drivers.
2. This device is designed to operate with standard wallbox switches only.
3. UL requires that these modules be installed within the luminaire enclosure.



Dimensions



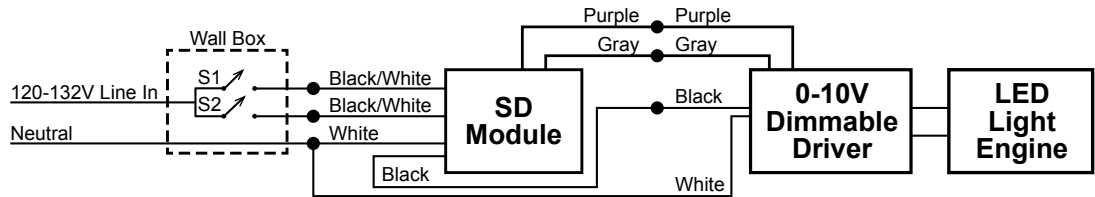
Wiring Connections

Standard Wiring:

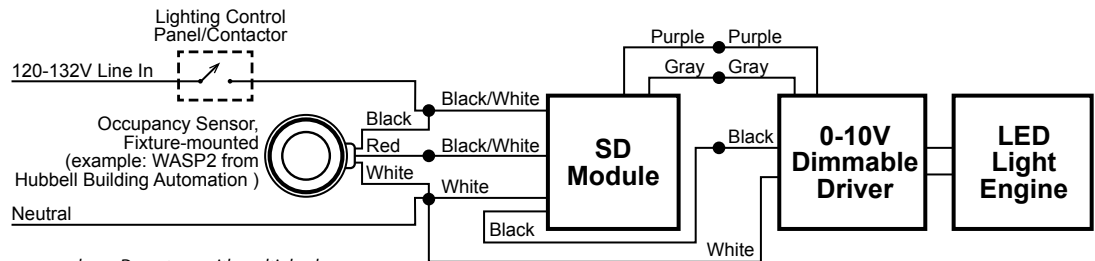
Notes:

Lead placement on wiring diagram is optimized for clarity, and not intended to reflect actual lead exit locations on SD case.

Wall switches S1 & S2 should be located next to each other to allow for Full ON / Low ON / OFF control.



Wiring with Occupancy Sensor:



Note:

Incoming power from branch must be on same phase. Do not use with multiple phases.