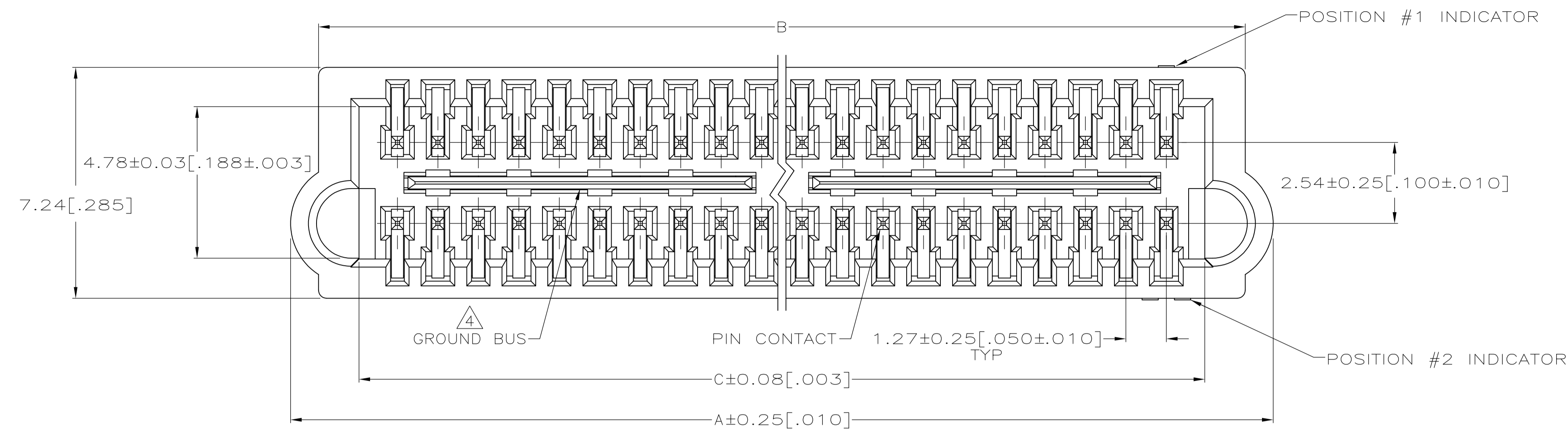
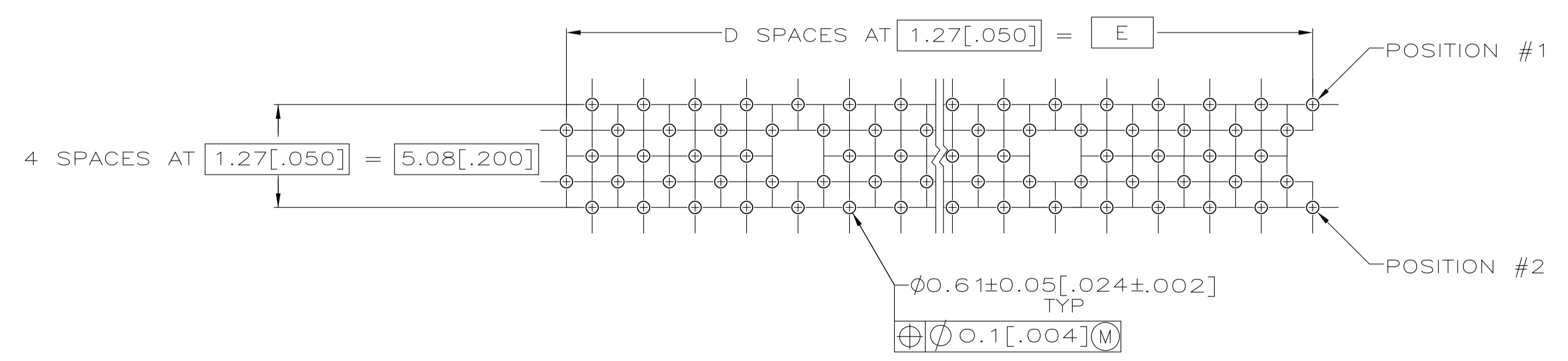
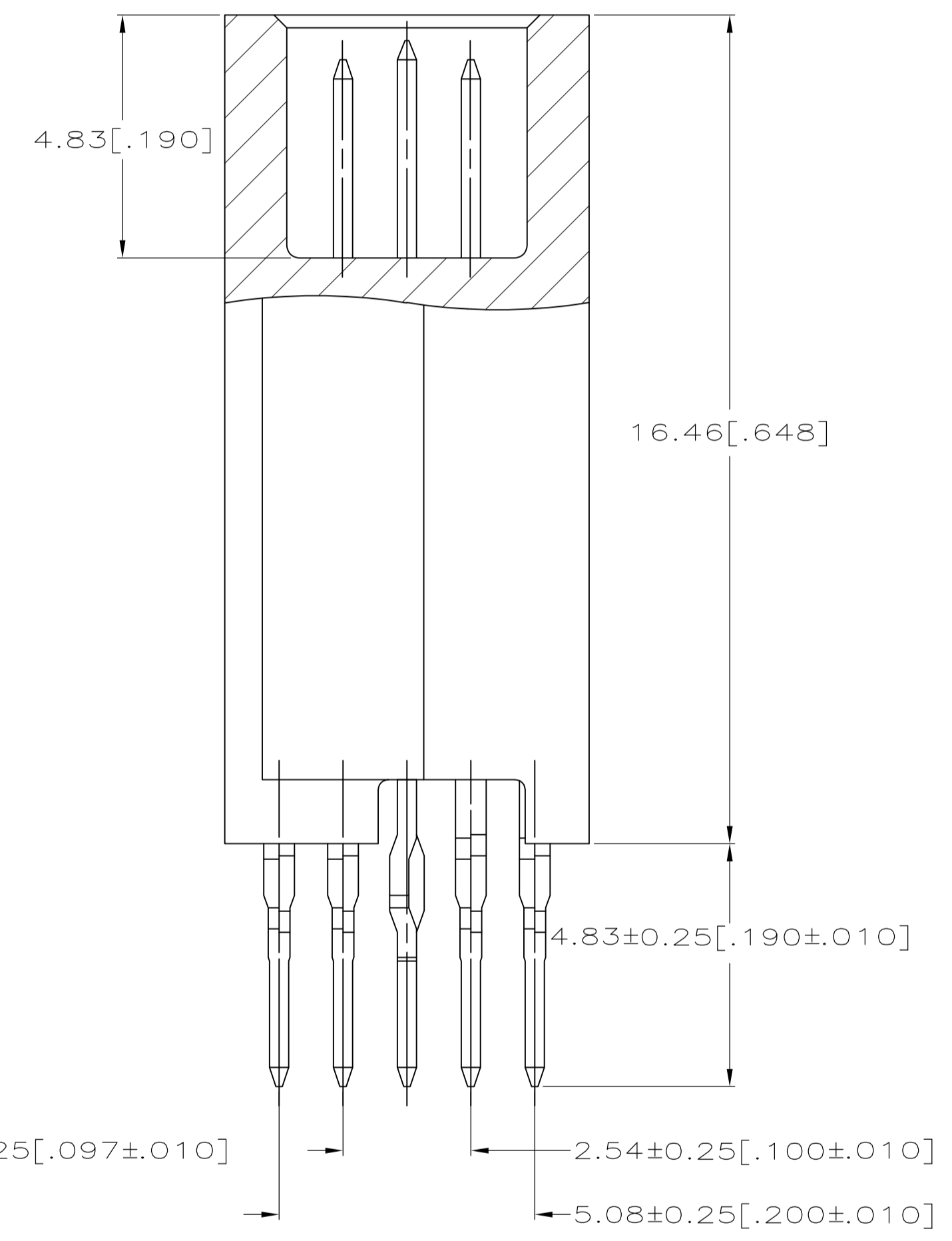
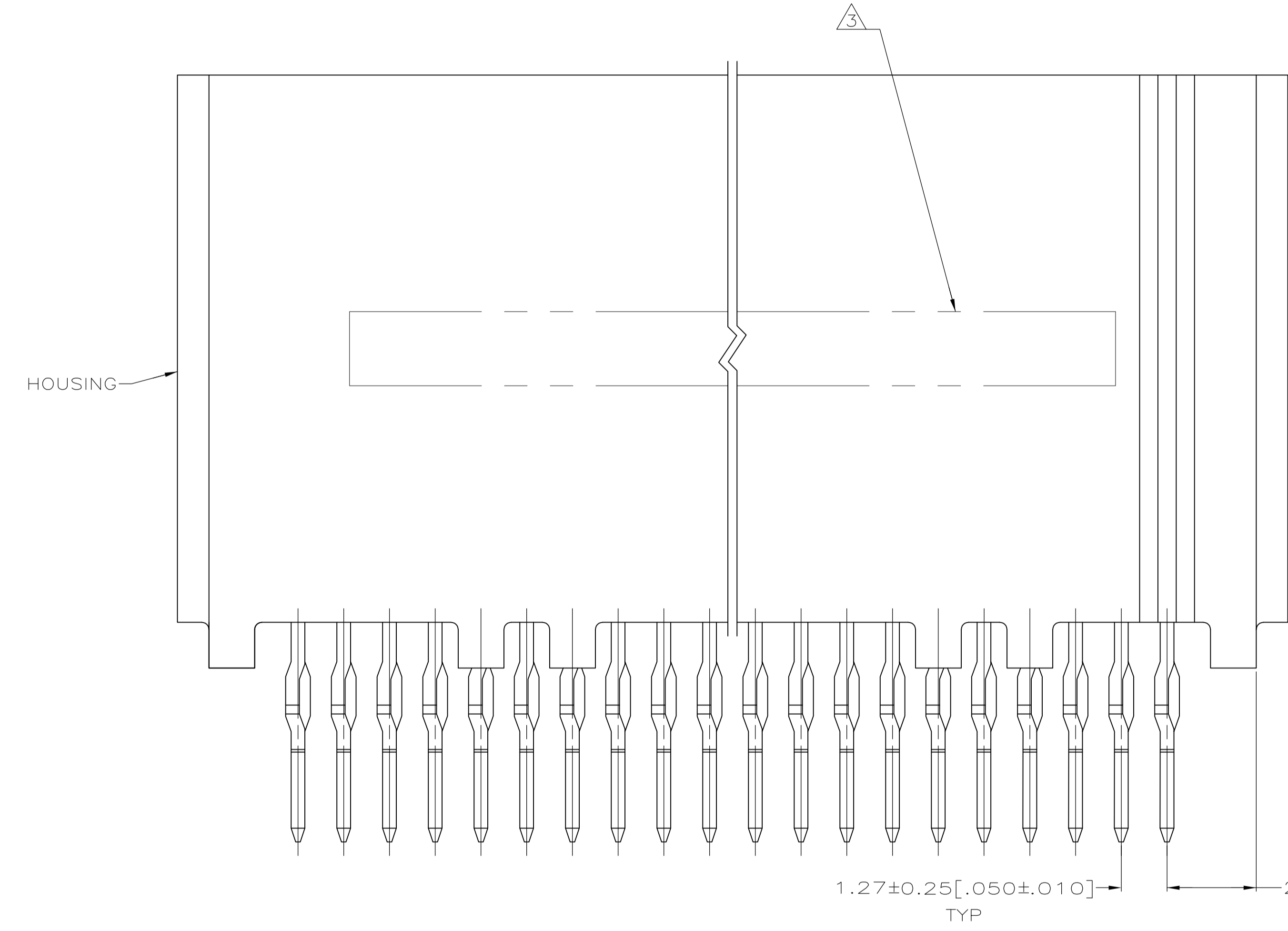


LOC		DIST		REVISIONS				
AD		47		REV	DESCRIPTION	DATE	OWN	APPRO
B					REVISED PER ECO-11-024315	12JAN12	KH	DD



- 1 HOUSING: HIGH TEMPERATURE THERMOPLASTIC, COLOR NATURAL.  
PIN CONTACTS: PHOSPHOR BRONZE.  
GROUND BUSES: PHOSPHOR BRONZE.
- 2 CONTACTS & GROUND BUSES: 0.00076(.000030) MIN. GOLD PER ASTM B 488 ON CONTACT AREA, 0.00254-0.00762(.000100-.000300) MATTE TIN PER ASTM B 545 ON SOLDER TAIL, ALL OVER 0.00127-0.00254(.000050-.000100) MATTE NICKEL PER SAE AMS-QQ-N-290 ON ENTIRE CONTACT.
- 3 AMP AND DATE CODE MARKED IN AREA INDICATED, ON SAME SIDE AS POSITION NUMBER 2 INDICATOR.
- 4 ONE GROUND BUS WITH 4 TAILS PER EACH 20 PIN CONTACTS.



87.63 [3.450]	69	90.12 [3.548]	92.71 [3.650]	94.34 [3.714]	140	5149014-6
24.13 [.950]	19	26.62 [1.048]	29.21 [1.150]	30.84 [1.214]	40	5149014-1
E	D	C	B	A	NO OF POS	PART NUMBER

THIS DRAWING IS A CONTROLLED DOCUMENT.		DIN	L VARELA	01-19-05
DIMENSIONS: mm [INCHES]		CHK	D DIXON	01-19-05
TOLERANCES UNLESS OTHERWISE SPECIFIED:		APP'D	D DIXON	01-19-05
0 PLC	± -	NAME		
1 PLC	± -	PLUG ASSEMBLY, 18.75 [.738]		
2 PLC	± -	TAIL, BOARD TO BOARD, MICROSTRIP		
3 PLC	± 0.1 [.005]	PRODUCT SPEC		
4 PLC	± -	108-1272		
ANGLES	± -	APPLICATION SPEC		
MATERIAL	FINISH	SIZE	CAGE CODE	DRAWING NO
1	2	A1	00779	5149014
CUSTOMER DRAWING		SCALE	10:1	SHEET 1 OF 1